

Ferrule

# FWP 660V/700V (IEC/U.L.) 20-100A



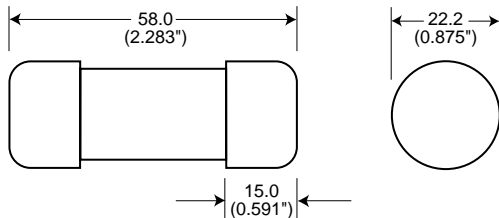
Size	Rated Current RMS-Amps	I <sup>2</sup> t (A <sup>2</sup> S)		Watts Loss	Part Number	Carton Qty.	Carton Weight (kg)	Figure Number	Curves
		Pre-arc	Clearing at 660V						
22 x 58mm (7/8")	20	23	260	4.6	FWP-20A22F	10	0.450	Fig. 1	35785291
	25	37	410	5.6	FWP-25A22F				
	32	55	605	7.0	FWP-32A22F				
	40	68	750	8.5	FWP-40A22F				
	50	155	1600	9.5	FWP-50A22F				
	63	280	3080	11	FWP-63A22F				
	80	600	6600	13.5	FWP-80A22F				
	100	1100	12500	16	FWP-100A22F				

- Interrupting rating 200kA RMS Symmetrical.
- Watts loss provided at rated current.
- (500 Vdc/Interrupting rating 50kA) U.L. Recognition.

1 kg = 2.2 lbs. 1 lb = 0.45 kg

## Dimensions

Fig. 1: 20-100 Amp Range

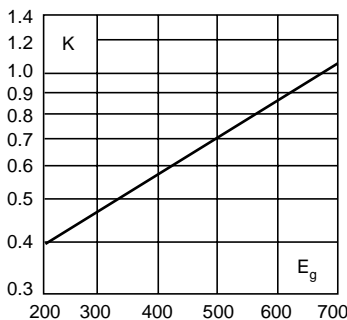


Dimension in mm.  
1mm = 0.0394" 1" = 25.4mm

## Electrical Characteristics

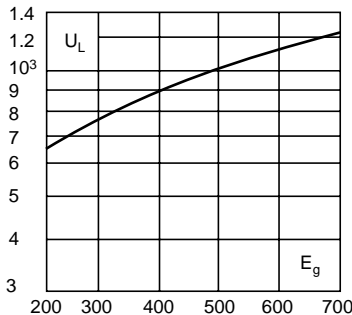
### Total Clearing I<sup>2</sup>t

The total clearing I<sup>2</sup>t at rated voltage and at power factor of 15% are given in the electrical characteristics. For other voltages, the clearing I<sup>2</sup>t is found by multiplying by correction factor, K, given as a function of applied working voltage, E<sub>g</sub>, (RMS).



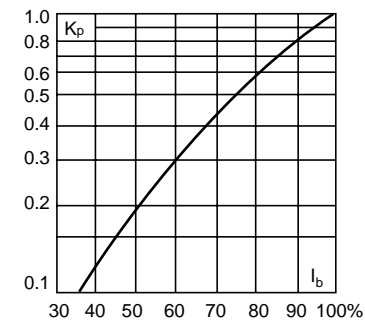
### Arc Voltage

This curve gives the peak arc voltage, U<sub>L</sub>, which may appear across the fuse during its operation as a function of the applied working voltage, E<sub>g</sub>, (RMS) at a power factor of 15%.



### Power Losses

Watts loss at rated current is given in the electrical characteristics. The curve allows the calculation of the power losses at load currents lower than the rated current. The correction factor, K<sub>p</sub>, is given as a function of the RMS load current, I<sub>b</sub>, in % of the rated current.



The only controlled copy of this BIF document is the electronic read-only version located on the Bussmann Network Drive. All other copies of this document are by definition uncontrolled. This bulletin is intended to clearly present comprehensive product data and provide technical information that will help the end user with design applications. Bussmann reserves the right, without notice, to change design or construction of any products and to discontinue or limit distribution of any products. Bussmann also reserves the right to change or update, without notice, any technical information contained in this bulletin. Once a product has been selected, it should be tested by the user in all possible applications.